




Phonics

At Home



Phase One Phonics

Try these activities at home to support your child with Phase one phonics. There are ideas to support each aspect, including useful Youtube videos and online games.

Aspect 1

Listening walk - go on a walk and listen for environmental sounds (cars, birds, the wind).

Drum outdoors - make a beater or drum stick (could be as simple as a branch), tap or stroke on different surfaces both indoors and outdoors and listen to the sounds it makes.

Socks and Shakers - fill either a plastic bottle or a sock with noisy materials (rice, pebbles, coins, etc.) Ask your child to shake it and encourage them to talk about the noises made. Ask questions like:
Where might we find shells and pebbles?



The Sounds Around Us - Phase 1 Phonics

Aspect 2

Which instrument? -

use or listen to different musical instruments to help your child identify the different sounds different instruments make.

Adjust the volume -

Demonstrate and ask your child to copy loud and quiet sounds with different instruments.

Hidden instruments -

Hide and play an instrument. Your child needs to use their listening ears to try and find you.

Animal sounds - Discuss and explore which instruments could be used to represent an animal. For example, which one sounds more like a mouse? A lion?



Guess the Instrument / Instrumental Sounds - Phase 1 Phonics



Phase 1 - Match Sounds

Phase 1 - What's behind the door?



Phase 1 - Sounds starters

Phase 1 - Welcome to the zoo

Aspect 3


Action songs - sing and do the actions to popular action songs or make your own up!



**Head, Shoulders,
Knees and Toes**



**Wind the Bobbin
Up**



**The Wheels on the
Bus**









I'm A Little Teapot

You can find many more action songs on youtube!

Aspect 4

Rhyming Books - Read rhyming books with lots of intonation and expression. Encourage children to join in with repetitive phrases, e.g. Run, run, as fast as you can, you can't catch me, I'm the Gingerbread man.



Aspect 5

I Spy - Play the game I spy to encourage your child to identify initial sounds of words or people's names.

Name Play - Make up funny sentences containing alliteration and your child's name. E.g. Brilliant Ben has a big, bouncy ball. Tim has ten, tickly toes. Fancy Fiona has a fat frog.

Silly Soup - provide a collection of items and give your child an initial sound to focus on. Sing the 'silly soup' song and then allow your child to add the items with the correct initial sound into a bowl to make the silly soup.



Silly Soup Song

I'm making lots of silly
soup,
I'm making soup that's
silly,
I'm going to cook it in the
fridge,
to make it nice and chilly!

Aspect 6


Voice sounds - exploring making different sounds using only the voice.

- Hiss like a snake - ss
- Keep everyone quiet - sh
- Be a steam train -chchch
- Buzz like a bee - zzz
- Be a clock - ticktock
- Go down a slide - weeee!

Watch my sounds - encourage your child to observe their faces, lips, teeth and tongue in a mirror as they make different sounds and experiment with their voices.



Voice Sounds - Phase 1 Phonics



Aspect 7

Metal Mike - talk like a robot to describe items around the house, e.g. Can you find the /v-a-n/? Which one is /r-e-d/?

Cross the River - make a river (with blue fabric or by drawing with chalk). Give your child a word with two or three phonemes. Your child has to blend the sounds to make the word in order to cross the river.

Georgie's Gym - Similar to Simon Says. Georgie says h-o-p. Your child must blend the word to do the action which you sound talk.

j-u-m-p

s-k-i-p

r-u-n


n-o-d

s-p-i-n

leg pot pig dog
hen lip van hat
bin rip dish
man dad chop

Phonics

At Home



Reception

Try these activities at home to support your child in Reception.



This website has free games to practise Phonics skills and does not require a subscription.



This website has free games to practise Phonics skills and does not require a subscription.



This website has free videos to explore and consolidate the sounds taught in school.



This website has free games to practise Phonics skills and does not require a subscription.



Useful Youtube Channels



Mr T's Phonics - Geraldine the Giraffe



Epic Phonics



Scratch Garden



KidsTV123



Activities

Red words - practise the red words daily.

Snap - make red word flash cards and play a game of snap.

Bingo - make red word flash cards and play a game of bingo.

Writing - give your child a simple sentence to write. Encourage them to write it as independently as possible.

Name writing - help your child to write their full name independently.

Sounds - practise reading sounds daily.

Splat - make sounds flash cards and space out on the floor. Say a sound and see how quickly your child can splat it.

Sound hopscotch - write the sounds on the floor outside and when your child jumps on each sound they have to say it outloud.

